
TRINITY

GRACE

COVENANT

JESUS

FOUNDATIONS

PRAYER

TWEEN
EDITION

FOUNDATIONS

2:18

OUR GOAL

Our goal with FOUNDATIONS 2:18 is to equip young people with the knowledge and practice that will support them through the Confirmation process.

This is a preparatory class. In it, we will focus on the biblical teachings regarding sin, atonement, grace and salvation as a way of helping students develop a foundational theology on which to base their Confirmation decisions.

However, understanding the stories is only part of the process. The second, and most critical emphasis of this class is to introduce students to a variety of spiritual practices. In assisting them to develop their own meaningful practices, we are preparing our students to seek the deeper truths associated with the Confirmation journey. As well, we are helping each student to build his, or her, own relationship with Christ.

I HAVE LEARNED...

- God Creates
- Jesus Redeems
- Baptism
- Holy Communion
- The Apostles' Creed
- What Is Lent?

- The Holy Trinity (Pt. 1)
- The Holy Trinity (Pt. 2)
- The Holy Trinity (Pt.3)

- Covenant: Abraham
- Covenant: Moses
- Covenant: Jesus
- Covenant: Living In Covenant

- What Is Grace?
- Prevenient Grace
- Justifying Grace
- Sanctifying Grace
- The Means of Grace

- Jesus - Teacher
- Jesus - Healer
- Jesus - Provider
- Jesus - Resurrected Savior

- The Lord's Prayer
- Lectio Divina
- Breath Prayers
- The Examen
- Prayer Through Art
- Prayer Through Nature

THE HOLY TRINITY

PART 2

Preparing for Class

- Pray for your students
- Read through the lesson
- Download the worship video
- Collect the items needed for class

Items Needed

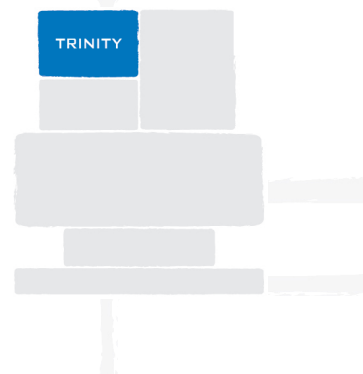
- Bibles
- Rewards
- Natural Elements
 - Fire
 - Water
 - Rock

Classroom Activities

- Worship
- Scripture
- Learning
- Reflection
- Prayer

Looking Ahead!

Begin recruiting your
volunteers and collecting
your costumes for
Covenant (Part 3): Jesus



THE HOLY TRINITY

PART 2

Overview and Purpose

To encounter the Holy Trinity through Scripture and nature

Notes

Main Ideas

- The Holy Trinity is the 3-in-1 existence of God.
- We understand that the Trinity consists of 3 individuals:
 - God the Father
 - Jesus the Son
 - The Holy Spirit
- We can observe the nature of God in the elements, as guided by Scripture
- Each person has a different way of relating to God

Memory Verse

Invite the students to choose their favorite verse from the lesson today and memorize it for next week.

TRINITY

WORSHIP

Opening Music Video:

"Rest On Us" by Maverick City Music

Recite the Apostles' Creed together

Give out rewards to those who can recite last week's memory verse

ACTIVITY

"God In the Elements" Experience

This activity is best done outside with natural elements if possible. You will need three stations at least, four if possible to experience: **Rock, Fire, Water and Wind**. If space is limited, *Wind* can be experienced at one of the other stations.

You will need to create the stations before class begins. Here are some ideas, however, feel free to be creative and use whatever you have available.

A fire pit is always a big hit with students. Portable pits are pretty easy to borrow from someone in your church. But if not, candles can work as well.

Water elements are great for all types of learners: visual, tactile and auditory. If you have a natural water source, that is great. If not, fountains also work. Or, a pitcher of water that you can pour over the students' hands works too. Feeling the running water adds so much to the experience if you can achieve it. You can also let them hear the water by playing nature sounds on your phone or other device.

Bigger rocks are better! If you don't have any large rocks, any rocks will do. You could encourage the students to reach down and feel the ground, which is solid rock. A good take-away: buy some river rocks and let the students keep one.

It is great if you can actually feel the wind. But if nature doesn't cooperate, encouraging the students to breathe deeply has the same effect.

TRINITY

Visit each station, and allow the students the full experience of meditating on God's presence as you read through the appropriate Scriptures. Take plenty of time with this exercise, you are teaching them to be quiet before the Lord. Don't rush it.

Scriptures for each station are found in the document entitled,
"God In The Elements"

Following your meditations, make your way back to the classroom. Give the students some time to express their experience of God either with drawing, writing, or some other means. Ask them to share their views, if they wish.

Which natural element best represents God for you?

Can you share why this element meant so much to you?

Are there any other ways in which you experience the presence of God that you would like to share?

Were any of the Scriptures or images troubling or confusing to you?

REFLECTION

What is the spiritual truth we have learned today?

God can be experienced in this world today (Not just in heaven after we die.)

How can this truth be applied to our lives?

1. If I can experience God's presence each day, what does that mean for my prayer life?
2. What does that teach me about the nature of God?

TRINITY

PRAYER


Praises & Requests

Recite the Lord's Prayer together

Individual Prayer Time was part of our outside experience

Ask the students to choose their favorite Scripture from the experience as their memory verse for next week. Make sure they know where to find it in their Bibles.

TRINITY



GOD IN THE ELEMENTS

God As Consuming Fire

Visit the fire station. Invite the children to feel the warmth, to watch the flames, and to listen deeply to the following Scriptures while you read. It is ok to read them twice. Be sure to give the children time to experience the words and elements fully.

Exodus 3:2-3

The angel of the LORD appeared to him in a blazing fire from the midst of a bush; and he looked, and behold, the bush was burning with fire, yet the bush was not consumed. So Moses said, "I must turn aside now and see this marvelous sight, why the bush is not burned up."

Exodus 13:21

The LORD was going before them in a pillar of cloud by day to lead them on the way, and in a pillar of fire by night to give them light, that they might travel by day and by night.

Exodus 24:17

And to the eyes of the sons of Israel the appearance of the glory of the LORD was like a consuming fire on the mountain top.

GOD IN THE ELEMENTS

God As Living Water

Visit the water station. Invite the children to feel the water as they listen to the Scriptures being read. Let them run their hands through it.

[John 7:37-39](#)

On the last day, the climax of the festival, Jesus stood and shouted to the crowds, "Anyone who is thirsty may come to me! Anyone who believes in me may come and drink! For the Scriptures declare, 'Rivers of living water will flow from his heart.'" (When he said "living water," he was speaking of the Spirit, who would be given to everyone believing in him.)

[Isaiah 59:19](#)

So they will fear the name of the LORD from the west And His glory from the rising of the sun, For He will come like a rushing stream Which the wind of the LORD drives.

[Isaiah 30:28](#)

His Spirit is like a raging river.

GOD IN THE ELEMENTS

God as Solid Rock

Visit the rock station. Invite the children to touch it, to feel its strength and permanence as the Scriptures are read.

Psalm 62:5-6

*Let all that I am wait quietly before God, for my hope is in him.
He alone is my rock and my salvation, my fortress where I will not be shaken.*

Psalm 18:1-2

*I love you, Lord; you are my strength.
The Lord is my rock, my fortress, and my savior;
my God is my rock, in whom I find protection.
He is my shield, the power that saves me, and my place of safety.*

GOD IN THE ELEMENTS

God As Renewing Wind

Visit the wind station. Encourage the children to breathe deeply. Look for a glimpse of wind through the trees as they listen to the Scriptures being read.

In Hebrew, the same word, **Ruach**, is used for: wind, spirit, and breath. We believe the Holy Spirit resides in the wind. We believe the breath of God gives us life. We believe His breath and the Holy Spirit are the same.

We are renewed by the breath of God each day.

John 3:8

Like the wind, spirit is invisible. A person cannot see it move or work. However, one can see the effect of what the Spirit does. One can see how it acts on things—just as the wind going through a tree full of leaves. One cannot see the wind, but everyone has seen how it makes the tree's leaves and the branches sway.

Acts 2: 2-4

And suddenly there came from heaven a noise like a violent rushing wind, and it filled the whole house where they were sitting. They saw what seemed to be tongues of fire that separated and came to rest on each of them. All of them were filled with the Holy Spirit and began to speak in other languages as the Spirit enabled them.

John 20:22

And when Jesus had said this, He breathed on them and said to them, "Receive the Holy Spirit."

NOTES

COVENANT

PART 2: MOSES

Preparing for Class

- Pray for your students
- Read through the lesson
- Download the worship video
- Collect the items needed for class

Items Needed

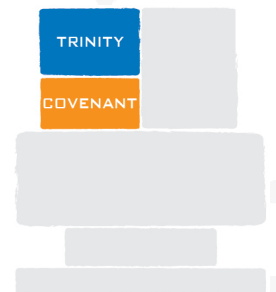
- Bibles
- Rewards
- "The Exodus" Script
- 10 Commandments Game Supplies
- Prayer Supplies

Classroom Activities

- Worship
- Review
- Activity
- Reflection
- Prayer

TRINITY

COVENANT



COVENANT

PART 2: MOSES

Overview and Purpose

To discuss and understand the concept of covenant through the continuations of Israel's story: Moses and the Exodus


Main Ideas

- Covenant - A sacred promise of lasting value
 - Both parties of a covenant do everything in their power to keep the promise made
- God's covenant with Abraham extended through the generations of his family to the entire world.
- Upon leaving Egypt, God promised the nation of Israel:
 - "You will be my holy treasure..." Exodus 19:5-6
- At Mt. Sinai, the people promised God they would follow His law:
 - The 10 Commandments: Exodus 20

Memory Verse

*"I will take you as my people, and I will be your God. You shall know that I am the Lord your God, who has freed you from the burdens of the Egyptians."
Exodus 6:7*

Notes



WORSHIP

Opening Music Video:

"Can't Live Without You" by Hollyn

Recite the Apostles' Creed together

Give out rewards to those who can recite last week's memory verse

Find the memory verse in your Bibles and recite it together

REVIEW

Begin with reviewing Abraham's Covenant.

What was it that God promised Abraham?

- *Descendants*
- *Land*
- *Blessing of the world*

And what did Abraham promise God in return?

Nothing. God's promise was a free gift to Abraham.

"I will bless you richly and give you countless descendants, as many as the stars in the sky and as the grains of sand on the seashore." - Genesis 22:17

ACTIVITY

SKIT:

Using the script, "**The Exodus**," help the children to act out the events of the Exodus.



After the skit, consider the following questions. Answers can be found on the covenant boards in your room and also on the handout, "**Covenants.**"

Who was Moses?

An Israelite called by God to lead the nation of Israel out of slavery in Egypt and back to the Promised Land.

What was the Israelites' covenant with God?

They would obey the Law (10 Commandments,) and He would make them His very special people.

How does the story of Moses (the Exodus) relate to God's covenant with Abraham?

The Israelites are the descendants of Abraham. And Moses brought them back into the land of Canaan, which God had promised Abraham.

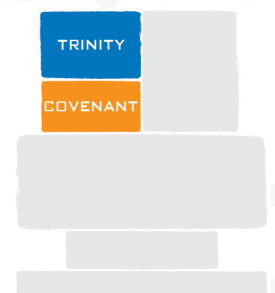
Where did the Israelites travel?

After living as slaves for 400 years in Egypt, Moses led the Israelites across the Red Sea, throughout the wilderness (desert) of Sinai, into Canaan. The journey took them 40 years.

GAME:

Using the document labeled, "**10 Commandments Family Feud,**" divide the children into two teams and see who wins!

The individual commandments should be listed on the **Mosaic Covenant Board** from last week. Encourage the students to look over them before beginning the game.



REFLECTION

What is the spiritual truth we have learned today?

God has expectations of us.

What does this mean for my relationship with Him?

PRAYER

Praises & Requests

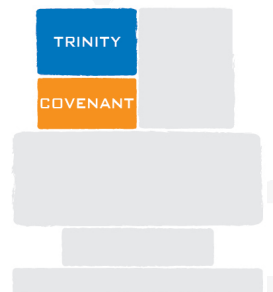
Recite the Lord's Prayer together

Individual Prayer Time:

"The Examen" found in the Prayer section

TRINITY

COVENANT



10 Commandments Family Feud

Games are fun! And the students love the competition. You will find the questions in this section. The reason for this particular game is to give the students the opportunity to see how the Commandments apply to their daily lives. We take the abstract and make it concrete for them.

You can do this game in several different ways, Family Feud is always good because it gives the children the opportunity to discuss and come up with answers as a group. Being part of a team helps those students that might struggle. However, the game can also be played as Jeopardy or another format if that is easier.

How to Stage the Game:

A fun way (for the students) to play is with a buzzer system (example pictured below.) They are quite inexpensive, and create major chaos in a classroom. The kids love it! They can be found on Amazon.com.



If buzzers don't work for your setting, you can still divide the students into groups and play Jeopardy-style by allowing them to choose a point category, and answer a specific question.

Jeopardy boards can be drawn on dry-erase boards, posters or they can be created if you want something that can be used again. You can use sticky notes on the wall even. Use whatever works best for you.

There will be opportunities to play more games throughout the year, so a more sustainable project might be worth it.

If you want to create a nice one, check out this website:

<https://www.myjoyfilledlife.com/diy-jeopardy-game-board/>

"The Exodus"

Cast of Characters:

Speaking Parts:

- Narrator
- God/Burning Bush
- Moses
- Aaron
- Pharaoh

Non-Speaking Parts

- Miriam
- Frogs
- Swarms of Insects
- Locusts
- People with lice
- Sick Cows
- People with sores and blisters

The student voicing God should not be visible, but instead placed behind the Burning Bush. There are a number of ways to create a burning bush. A poster, a plant with paper flames, a candle, LED flames - whatever you have will work!

And at least one student will always want to play this part.

The plagues are especially fun to play. So encourage the students to have fun with it. There is nothing like a room full of sick cows!

Depending on your class, the teacher might need to take the part of the Narrator.

Narrator:

In the days when the 12 tribes of Israel lived in Egypt, they were slaves. After 400 years of hard labor, God sent Moses and his brother Aaron to rescue them.

Burning Bush: Moses!! Come here!

Moses: Who are you?

Burning Bush: I AM! And I want you to rescue your people from slavery in Egypt.

Moses: How can I do that Lord?

Burning Bush: Go tell Pharaoh, that I AM said to let them go.

Moses: I can't do that Lord. I don't speak very well.

Burning Bush: OK then. Take your brother, Aaron, with you. He can speak for you if you get nervous.

Narrator:

So Moses and Aaron went to see Pharaoh and demanded freedom for the Israelites.

Moses: Let my people go!

Aaron: Yeah!

Pharaoh: No. Go away!

Narrator: So God sent a plague of frogs into Egypt.

(**Aaron** waves his staff, **frogs** begin jumping everywhere!)

Moses: Let my people go!

Aaron: Yeah!

Pharaoh: No Way!

Narrator: So God sent a plague of lice onto the Egyptians.

(**Aaron** waves his staff, and the **people are covered in itchy lice!!**)

Moses: Let my people go!

Aaron: Yeah!!

Pharaoh: Forget it!

Narrator: So God sent swarms and swarms of insects that ruined everything in Egypt.

(**Insects** begin flying everywhere)

Moses: Let my people go!

Aaron: Right on!

Pharaoh: Absolutely not!

Narrator: So God sent a deadly disease on all the animals in Egypt.

(**Dying cows** begin wandering the streets!)

Moses: Let my people go!

Aaron: Come on, man!

Pharaoh: Not gonna do it!

Narrator: So God sent a plague of **skin sores and blisters** all over the Egyptians.

Moses: Let my people go!

Aaron: You know you want to!

Pharaoh: Never gonna happen!

Narrator: And so God sent many more plagues, hail and **locusts**, and darkness. He even turned all the rivers to blood. But Pharaoh still refused to release the Israelites from slavery.

Pharaoh: NO, NO, Never, DON'T EVEN THINK ABOUT IT!

Narrator:

But then God sent a 10th plague. The angel of death swept through Egypt and killed every first-born Egyptian male, including Pharaoh's son. But all the Israelite children were unharmed because all Israelite homes were marked with lamb's blood on the doors. This is how the angel knew to pass over the Israelite homes: when he saw the sign of the lamb.

When he saw the terrible death and destruction of Egypt, Pharaoh called to Moses:

Pharaoh: I give up! Take your people and go!!

Narrator:

So Moses and Aaron led the 600,000 Israelites out of Egypt, across the Red Sea, and into the Sinai wilderness. Pharaoh was so angry with the Israelites and Moses, that he had his army chase them all the way to the Red Sea. But God let the Israelites pass through the sea, and the Egyptian army was swallowed by the sea.

Once the Israelites were safe, Miriam, Aaron and Moses' older sister, led all the people in a prayer of thanksgiving and a happy dance!!

(Dance **Miriam** dance!)

And there on Mt. Sinai, God gave Moses the Law. What we know as the 10 Commandments.

10 Commandments Family Feud

Each action below breaks one of the 10 Commandments. The first team to get the right answer gets 5 points. If the first person answering gives an incorrect answer, then the other team gets 10 seconds to discuss and give their team answer.

Bill cares about money more than anything else. - **Make no idols for yourself OR Have no other gods**

Every day, Sally wishes she had the same kind of jacket Ann has. So much so that she begins to dislike Ann - **Do not desire your neighbor's belongings.**

Mary goes to church every Sunday and takes pride in calling herself a Christian. Yet, when she is at school, she mistreats others and speaks hurtfully to people. - **Treating the Lord's name with no significance**

Aiden choose every week to play football instead of going to church on Sundays. - **Remember the Sabbath**

Jill is really angry with her mom, and slams the door in her face when she is trying to talk with her. - **Honor your parents**

Jack is married to Lauren. But he also decides to date Jennifer. - **Do not commit adultery**

Sarah didn't study for her math test, and if she gets a bad grade her parents are going to ground her. So she peeks at Suzy's answers during the test. - **Do not Steal**

Sarah's parents get suspicious about the really good grade she got on the math test. Sarah tells them that she had just studied extra hard that's why she did so well. She doesn't tell them about cheating off of Cathy's test. - **Do not testify falsely**

Chris really wants to be a doctor. He spends all his time in school or studying. He does nothing to help others because he is so busy studying. He refuses to visit his family during school breaks so he can intern at the local hospital. He pays no attention to his friends because they aren't important any more. He makes up excuses to get out of going to church on Sundays because that is the best day to be in the library. - **No other gods before me. Or Honor your parents. Or Have no idols. Or remember the Sabbath. Or Do not lie.**

Hank really wants to be class president, but Caitlin is getting more votes. Hank starts telling other kids that Caitlin is really mean, and says bad things about her friends behind their backs. He hopes these stories will convince others to vote against Caitlin. - **Do not testify falsely**

In almost every text with her friends, Lisa says "Oh my God! (OMG!) - **Treating God's name insignificantly**

Even though he knows it is against the law, Sam decides to drink some beer and drive his new car to a friend's house. On the way, he doesn't notice a stop sign and hits another car. The other driver passes away. - **Do not kill**

Hailey's best friend, Susan, is going to a really cool soccer camp, and Hailey is jealous, so she starts hanging out with other friends and won't text Susan back when Susan asks what the problem is. - **Do not desire your neighbor's belongings.**

Bob put off doing an essay on Astronauts for weeks. It's due tomorrow! He's desperate! So he googles "Astronaut History" and downloads someone else's essay. - **Do not steal or Do not lie**

In trying to make his friends believe his outrageous story, Ben adds the phrase, "I swear to God!" at the end. - **Treating God's name with no significance**

Jake gets a part-time job at the local grocery store. He uses the money he makes to buy a car. He spends every dime he makes on the car. He spends all his time cleaning the car. He won't let his brother ride in the car because he might get it dirty. He dreams about his car at night. He won't let his mom borrow his car when hers won't start - **No other gods before me.**

Whenever Molly's dad asks her to do the dinner dishes or pick up her room, she turns away and says "WHATEVERRRR". - **Honor your parents**

Ben's father is always working- even on the weekends. Even on Sunday. It seems like he never takes a day off. - **Remember the Sabbath**

Stacy got a brand new iPhone for Christmas, while Emily got her dad's old phone. Which REALLY BUGS Emily and makes her question why she didn't get a new phone for Christmas! - **Do not desire your neighbor's belongings. Or Honor your parents**

David is really sad. Nothing ever goes right for him and it seems like nobody likes him. He decides everyone would be better off if he didn't exist. - **Honor your parents (those who love you) Or Make No Idols for yourself (focus on God's will for you; not your temporary circumstances) Or DO NOT KILL - (every person is precious to God.)**

NOTES

COVENANT

PART 3: JESUS

Preparing for Class

- Pray for your students
- Read through the lesson
- Download the worship video
- Collect the items needed for class

Items Needed

- Bibles
- Rewards
- Covenant Report Cards
- Jesus Script
- Costumes
- Prayer Supplies

Classroom Activities

- Worship
- Review
- Activity
- Reflection
- Prayer



COVENANT

PART 3: JESUS

Overview and Purpose

To discuss and understand the concept of covenant through the continuation of Israel's story: the coming of the Messiah - Jesus Christ



Main Ideas

- Covenant - A sacred promise of lasting value
 - Both parties of a covenant do everything in their power to keep the promise made
- At Mt. Sinai, the people promised God they would follow His law:
 - The 10 Commandments: Exodus 20
- Because they couldn't keep the commandments, God created the sacrificial system for the Israelites' reconciliation
- We can't keep the commandments; we need a Savior
- That Savior is Jesus, the Son of God

Memory Verse

"All have sinned and fallen short of God's glory..."
Romans 6:23

Notes



WORSHIP

Opening Music Video:

"Lord, I Need You" by Matt Maher

Recite the Apostles' Creed together

Give out rewards to those who can recite last week's memory verse

Find the memory verse in your Bibles and recite it together

REVIEW

Begin with reviewing Moses' Covenant:

The Ten Commandments (*They should be on the Mosaic Covenant Board*)

Invite the students to recite the Commandments

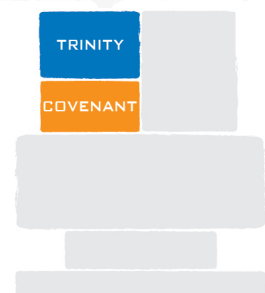
God's promise:

"So now, if you faithfully obey me and stay true to my covenant, you will be my most precious possession out of all the peoples, since the whole earth belongs to me."

Exodus 19:5

TRINITY

COVENANT



ACTIVITY

Pass out the **"Report Cards"** to all students. Give them about 3-4 minutes to grade themselves on their ability to keep the commandments. This is not an exercise in shame or guilt. We are just giving the students an opportunity to reflect on their own status and their need for a Savior. **Assure the students that no one else will see their answers.**

Once finished, our visitor, God will enter the room and begin with the Script.

Here they are: the stars of the show! These are some of my favorite children's ministry volunteers.

When choosing people to fill these roles, a couple of suggestions:

- If you can, pick people the children won't automatically recognize. The pastor is great, but folks the kids don't know are much better.
- Choose people that are excited to do this. They will make it fun for the kids.
- Give them plenty of time to prepare. Especially to take questions from the kids. You need people that have the ability to answer them. So recruit your actors at least a month in advance. And, in addition to the script, remember to share with them the document: **"Possible Questions and Appropriate Answers,"** found in this section.
- Need a God costume? Search for **"White Wizard Costume"** on the internet. They are pretty inexpensive. The same with Jesus. Just be sure to order several weeks before you need it.



Be sure to share this lesson plan with parents before the day of the class. This is a deep subject for children. We want our parents to be aware and prepared to answer any questions at home.

TRINITY
COVENANT

REFLECTION

What is the spiritual truth we have learned today?

We all make mistakes, and we all need a Savior. Jesus loves each of us enough to be our Savior, if we accept His gift.

What does this truth mean for me and my relationship with Jesus?

PRAYER

Praises & Requests

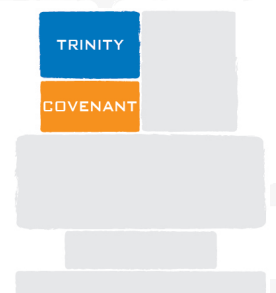
Recite the Lord's Prayer together

Individual Prayer Time

Give the students their choice of prayer activity today. Allow them to visit any station and reflect on the lesson as they choose.

TRINITY

COVENANT



Salvation Script

Goes with "Covenant (pt. 3) - Jesus"

After the children have completed their "Report Card" the actor portraying God enters the room

God: Hello. Do you know who I am? That is right, I am God the Creator. So what are you all doing?

The teacher explains they are discussing the consequences of breaking God's law.

God: Do you know why I gave you all those laws? Because I love you and I want you to be safe and healthy and happy. And when you break those laws or commandments, that is called sin or rebellion.

And unfortunately, when you don't follow the laws, two things happen:

1. You hurt yourself and others; and
2. You separate yourself from me.

And if you walk away from me, there is not much I can do to help you. You are choosing to do hurtful things and to live apart from me.

How are you all doing with your report cards? Are you keeping all the commandments?

Teacher (share your responses first.) Give the students an opportunity to share their own responses or ask questions.

This exercise is designed so that the students can become aware of their own inability to do the right things all the time. Their internal conversation is much more important than their "class participation." Therefore, if a child doesn't feel comfortable in sharing their responses, don't push him. We trust that the Holy Spirit is actively leading them, so please let them experience this time in their own way, without pressure.

God: So what happens now? If you have all broken the law in the past, can you promise me you will never do it again?

Give the students an opportunity to share their own responses or ask questions.

The problem with humans is that, even though you always want to do right, sometimes you make the wrong decisions and sometimes you make mistakes. And that puts me in a difficult place because you are choosing to live separated from me. What can we do to save you from the consequences of your mistakes and to help you live in covenant with me?

Jesus enters the room

Jesus: I can help!

God: Son, what are you saying?

Jesus: I love all these people. And even though they are trying, they will never be able to keep all the commandments; they will never be perfect. So I am willing to accept the consequences of their mistakes so they can be free to live with us again.

God: Son, do you know what you are saying? These people sin every day! The consequences for that is pain and death!

Jesus: I know that. And I am willing to die so they each can live with us and be forgiven.

God: But, the consequences of sin are so painful, you don't deserve that!

Jesus: I know sin brings pain and death. But I would rather I experience it than have them live apart from us forever. I love them.

God: And I love them too.

Jesus turns to the students

Jesus: How do you feel about my taking your place and paying for your sins? Do you have any questions?

Give the students a chance to answer, ask questions, etc.

Jesus: I am willing to go and die so that each one of you can be forgiven for the mistakes you have made and will make in the future. But there is a second step in your salvation process and it is very important.

For me to be able to truly take away your sins, we have to have a relationship. How can you do that?

1. You have to choose to accept this gift of salvation that I am offering you.
2. You do that by asking for forgiveness for those mistakes, and accepting me as the Lord of your life.

Once you have accepted my gifts of forgiveness and grace, then I will know you and can wipe these report cards clean. But it is always your choice. Our forgiveness is always here for everyone, but each person must accept it for himself. No one can do that for another person.

Teacher: Lord, you have given us much to think and talk about. Thank you for coming to explain everything to us.

God and Jesus have this opportunity to exit as class continues.

Possible Questions from the Children and Appropriate Responses

Class leaders and parents might hear the following questions from the students regarding sacrifice, atonement, and salvation. These answers follow our Methodist doctrine:

Why do I need a Savior? I am a good person.

Yes, you are a good person, most of the time. But all people make mistakes or choose to do the wrong things at times. Because of this, we are separated from God and His plans for us. And we need help to get back into a right relationship with Him. Jesus is our help to do that.

Why can't God just forgive me? He is God, he can do anything.

Well, He wants to. But the problem is, even if He forgives us 100 times, we would all probably sin 101 times. We need someone who can secure our forgiveness for all time, not each day that we do something wrong. That doesn't fix our problem.

Why did Jesus have to die? Why couldn't He just say He forgives me?

Look back at your 10 commandments. We when break the law, or sin, there is always pain and sometimes death associated with it. Every commandment, when broken, brings death - in our relationships with others, in our relationship with God, in ourselves... Jesus agreed to experience death, in all those ways, so we would not have to. He is accepting the consequences of our sin.

Death is not a punishment. It is a consequence of our choice to live separated from God.

Helpful Scripture References

"God's righteousness comes through the faithfulness of Jesus Christ for all who have faith in him. There's no distinction. All have sinned and fall short of God's glory, but all are treated as righteous freely by his grace because of a ransom that was paid by Christ Jesus. Through his faithfulness, God displayed Jesus as the place of sacrifice where mercy is found by means of his blood. He did this to demonstrate his righteousness in passing over sins that happened before, during the time of God's patient tolerance. He also did this to demonstrate that he is righteous in the present time, and to treat the one who has faith in Jesus as righteous." - Romans 3:22-26

"God has exalted Jesus to his right side as leader and savior so that he could enable Israel to change its heart and life and to find forgiveness for sins." - John 5:31

"God didn't intend for us to suffer his wrath but rather to possess salvation through our Lord Jesus Christ." - 1 Thessalonians. 5:9

*"This is right and it pleases God our savior, who wants all people to be saved and to come to a knowledge of the truth. There is one God and one mediator between God and humanity, the human Christ Jesus, who gave himself as a payment to set all people free."
- 1 Timothy 2:3-6*

*"The wages that sin pays are death, but God's gift is eternal life in Christ Jesus our Lord."
- Romans 6:23*

If you have an especially inquisitive child, I might recommend, with a parent, reading *Hebrews chapters 9 and 10*. However, a parent is definitely needed in order to explain more fully the sacrificial system in Israel.

And lastly, Pastor Dale is always so happy to answer questions for all seekers of God's grace and redemption. Please contact any of us if we can help your family in discerning your faith journey.

GRACE TEACHER SUMMARY

Grace is a hard thing to explain to children who still live in a very concrete world. The ideas of sin and salvation will be new to some students, so we will repeat the concepts every week as they begin to make vital connections between the physical world and the theological concepts.

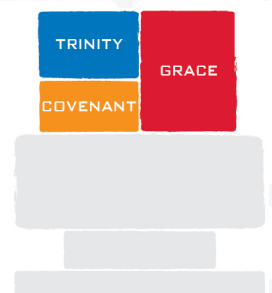
Don't be discouraged if the students don't quite understand at first. Don't be frustrated with their questions. Our job is to introduce them to the concepts now, so that they will be able to better process them during their Confirmation experience.

The language will be new for them. So we will keep repeating the same phrases each week until they are comfortable with them.

As a teacher, you will experience much more "teaching time" than in past units. Please be prepared to give more explanations, answer more questions, and have more conversations than in previous classes. Be sure to read through the lesson thoroughly before class. If you have questions, ask them of your pastor. Most likely the students will have the same questions.

Our goal with this unit is not to elicit a conversion experience. Our goal is to help the students become aware of the Holy Spirit at work in their lives. In helping your students learn to connect with the Holy Spirit, you are preparing them for a lifelong relationship with their Savior. Remember, we don't save others, only Jesus does that. Our job is to help them learn to hear His voice.

Thank you for your commitment to help your students develop their own faith. You are providing them with a priceless gift. And you are doing great at it!



NOTES

GRACE PART 5: THE MEANS OF GRACE

Preparing for Class

- Pray for your students
- Read through the lesson
- Download the worship video
- Collect the items needed for class
- Make sure Snap Circuits have batteries

Items Needed

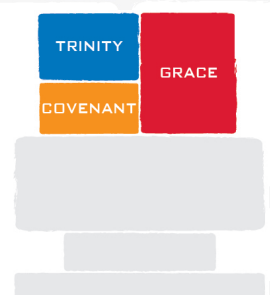
- Bibles
- Snap Circuits
- Batteries
- Prayer Supplies

Classroom Activities

- Worship
- Activity
- Review
- Reflection
- Prayer

Overview and Purpose

This 5-week series is created to help our students with a Wesleyan understanding of grace: 1. What it is; 2. Why we need it; and 3. How to receive and share it. This concept is developed with our next year's confirmands in mind, with focus specifically on the salvation and sanctification aspects of grace.



GRACE PART 5: THE MEANS OF GRACE

Main Ideas

- According to John Wesley, the founder of Methodism, grace is **the power of the Holy Spirit enabling us to believe, to love, and to serve God.**
- Whenever we encounter the Holy Spirit, it is an act of God's grace toward us
- There are two main characteristics of grace:
 - It is born out of God's **unchanging** love for us
 - It is **undeserved**, a gift of God to us
- God can be present with us in any way He chooses, however, there are 6 primary channels, or means, that United Methodists recognize as common ways to encounter and be transformed by the Holy Spirit: **Prayer, Scripture Study, Holy Communion, Fasting, Fellowship, and Baptism**

Notes

Memory Verse

*"Come near to God,
and He will come near to you"*

James 4:8



WORSHIP

Opening Music Video:

"Feel It" by Toby Mac

Recite the Apostles' Creed together

Give out rewards to those who can recite last week's memory verse

Find the memory verse in your Bibles and recite it together

ACTIVITY

Divide the children up into their work groups and allow them the time to create a design using the Snap Circuits kits. Instructions can be found inside the boxes. (MAKE SURE THEY HAVE BATTERIES IN THE BATTERY PACKS)

The students will want to spend the entire class time with the circuit boards. Give them 20 minutes, move on to the lesson, and then promise they can come back afterward.

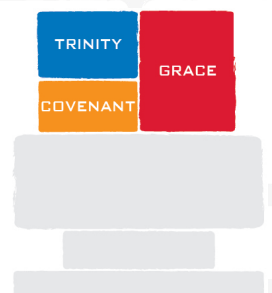
REVIEW

Let's review what grace actually looks like in our daily lives:

Prevenient Grace: Before we even know God, He is working through the Holy Spirit to make us aware of Him.

Justifying Grace: God is working to help us understand our sins and our need for a Savior, Jesus.

Sanctifying Grace: The Holy Spirit helps us when we are trying to follow Him. He gives us strength, encouragement, and wisdom to make the right choices. We are transformed more and more into the image of Christ through the process of sanctification.



So we know what grace looks like for us and that the presence of the Holy Spirit is always with us, but how do we become aware of it?

How do we gain access to it?

United Methodists believe that God can be present with us in any way He chooses. However, we believe also that there are several main **means**, or pathways, that we can initiate ourselves to be closer to Him. In other words, **what can we do to draw closer to God?**

- **Prayer**
- **Scripture Study**
- **Holy Communion**
- **Fasting**
- **Fellowship and**
- **Baptism**

By engaging in these activities, we are opening up channels, or pathways, to encounter the Holy Spirit. **We make ourselves available to Him.**

Use one of the circuit board designs to illustrate your point:

Just like the power on the Circuit Board, the power to transform us into the image of Christ:

1. Begins with our power source (the Holy Spirit,) - *the battery pack*
2. Runs through one of our circuits (our means of grace,) - *one of the circuits*, and
3. Creates a change in the object at the end (you.)

Questions:

Would our design work without the power source or the circuit?

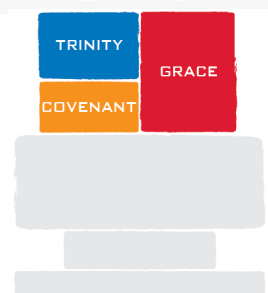
No.

Can we do the things God wants us to do without our Power Source (the Holy Spirit?)

No.

How do we get the power we need?

Through the circuits, or The Means of Grace



SCRIPTURE

Let's look at some scriptures that can help us to remember to seek the power of the Holy Spirit in our daily lives:

"Come near to God, and he will come near to you."

James 4:8

"The Lord is close to everyone who calls out to him; to all who call out to him sincerely."

Psalm 145:18

"you will receive power when the Holy Spirit has come upon you,"

Acts 1:8

REFLECTION

What is the spiritual truth we have learned today?

The Holy Spirit is always available to us. There are many ways in which we can create the connection.

What does this truth mean for me and my relationship with Jesus?

I need to explore all the means of grace for myself and find the way that works best for me.

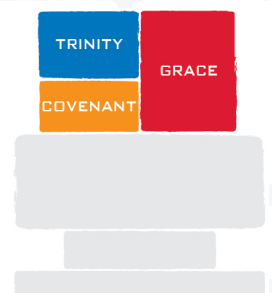
PRAYER

Praises & Requests

Recite the Lord's Prayer together

Individual Prayer Time

Back to the circuit boards!



NOTES

WHAT IS LENT?

Preparing for Class

- Pray for your students
- Read through the lesson
- Download the worship video
- Download the Youtube Video: **"Everything You Need to Know Before Lent"** by Jon Jorgenson
- Collect the items needed for class

Items Needed

- Bibles
- Sandbox
- Prayer Supplies

Classroom Activities

- Worship
- Teaching
- Scripture
- Activity



WHAT IS LENT?

Overview and Purpose

To discuss the season of Lent;

- What it is
- Why we observe it
- How we observe it

Main Ideas


- Lent is a sacred season of repentance and spiritual discipline lasting for 40 days before Easter (not counting the Sundays)
- Lent begins on Ash Wednesday and ends on Easter
- We observe Lent by following Christ's example during His 40 days in the wilderness
- Jesus used those 40 days to draw closer to God before His earthly ministry began
- We observe Lent to draw closer to God as we try to follow Him more closely

Memory Verse

*"I can do all things through Christ,
who gives me strength."*

Philippians 4:13

Notes



WORSHIP

Opening Music Video:

"Raise a Hallelujah" by Bethel Music

Recite the Apostles' Creed together

Find the memory verse in your Bibles and recite it together

TEACHING

Play the video, **"Everything You Need to Know Before Lent."**

Go over the **Main Ideas** with the students. Help them to understand when Lent begins and what activities your church will be engaging in to observe this sacred season.

Teaching Tip:

The Bible does not mention Lent. The church began observing Lent in the 4th century as a time of repentance and intense preparation for those being baptized on Easter. (Easter was the only day on which people could be baptized and join the church at that time.)

During these 40 days before Easter, people were encouraged to enter a time of fasting, prayer, repentance, sacrificial giving and study to consider the lifetime commitment they would be making by joining the church.

Today, we observe the same activities as a way of examining our own commitment to God.



SCRIPTURE

Invite the students to sit and listen to the following passage of scripture:

"Then Jesus was led by the Spirit into the wilderness to be tempted there by the devil. For forty days and forty nights he fasted and became very hungry.

During that time the devil came and said to him, 'If you are the Son of God, tell these stones to become loaves of bread.'

But Jesus told him, 'No! The Scriptures say,

'People do not live by bread alone, but by every word that comes from the mouth of God.'

Then the devil took him to the holy city, Jerusalem, to the highest point of the Temple, and said, 'If you are the Son of God, jump off! For the Scriptures say,

'He will order his angels to protect you. And they will hold you up with their hands so you won't even hurt your foot on a stone.'

Jesus responded, 'The Scriptures also say, 'You must not test the Lord your God.'

Next the devil took him to the peak of a very high mountain and showed him all the kingdoms of the world and their glory.

'I will give it all to you,' he said, 'if you will kneel down and worship me.'

'Get out of here, Satan,' Jesus told him.

'For the Scriptures say, 'You must worship the Lord your God and serve only him.'

Then the devil went away, and angels came and took care of Jesus.

Matthew 4:1 - 11 (NLT)

TRINITY

GRACE

COVENANT

JESUS

FOUNDATIONS

ACTIVITY

Make sure the students know where to find the scripture in their bibles in case they want to refer back to it during the activity time.

Give the students their choice of reflection time:

- Spend some time in the sandbox
- Build with Legos
- Draw
- Write in their journals

Ask them to consider the following questions during their time:

How did Jesus feel, in the desert alone with no food?

Scared? Lonely? Hungry?

Jesus had a choice, why did He agree to go into the wilderness?

Because God (the Holy Spirit) led Him there. And He wanted to obey God. Sometimes, obeying God means we do things that we don't want to do. But we can trust Him to be with us, wherever He sends us.

How did Jesus respond to Satan with each temptation?

Jesus responded by quoting scripture. The word of God is powerful and gives us the answers we need in hard situations.

Teaching Tip:

The wilderness, in Israel, is not a heavily wooded area as we are accustomed to seeing. The wilderness for Jesus was a hot, rocky desert. It normally had no food or water source for miles.



Special Observances and Holy Days During the Season of Lent:

Shrove Tuesday - A day of celebration before Lent begins

Ash Wednesday - The beginning of Lent with a service of ashes

Maundy Thursday - A commemoration of the Last Supper

Good Friday - An observance of mourning for Christ's death

Before these special days, share their significance with your students. Make sure to share your church's schedule for these days with your students so they can plan to attend.

Many churches host a pancake breakfast on Shrove Tuesday to offer a lighthearted experience before the season of repentance and fasting begins.

For an explanation on these days, consider watching these videos on YouTube:

Chuck Knows Church: Shrove Tuesday (#15)

Chuck Knows Church: Ash Wednesday (#16)

Chuck Knows Church: Maundy Thursday (#71)

Chuck Knows Church: Good Friday (#72)

Teaching Tip:

Fasting

We do not fast as a means of making ourselves miserable. We fast, or take something away, in order to concentrate more fully on God. For example, we might give up video games for Lent. Instead of playing our games, we might covenant to spend that time reading our bible or praying instead. Fasting doesn't have to just include food. We can fast from electronics, tv, or even recreational activities.



NOTES

NOTES

JESUS THE TEACHER

Preparing for Class

- Pray for your students
- Read through the lesson
- Download the worship video
- Make sure you have plenty of Legos (especially people) and building plates

Items Needed


- Bibles
- Legos
- Art Supplies
- Reflection Sheets

Classroom Activities

- Worship
- Prayer
- Teaching
- Scripture
- Reflection
- Activity

Overview and Purpose

This unit is designed to be taught during Lent and to allow the students a deep, reflective time for contemplating who Jesus is for them.



JESUS THE TEACHER

Main Ideas


- Jesus is more than just a man. He is God. He is more than we can comprehend, yet He desires a relationship with us.
- Jesus is the living Word of God. One of the primary ways He engages with us is as our Teacher.
- "Logos" is the greek word used in the New Testament to describe Jesus. "Logos" means "Word of God."
- We believe Jesus is the Word of God because God spoke through Him to teach us everything we need to know about following Him.

Notes

Memory Verse

*"In the beginning was the Word [Logos],
the Word was with God and
the Word was God."*

John 1:1



WORSHIP

Opening Music Video:

"Word of God Speak" by Mercy Me

Recite the Apostles' Creed together

Give out rewards to those who can recite last week's memory verse

Find the memory verse in your Bibles and recite it together

PRAYER

(For the Lego series, you will do your shared prayer time at the beginning of class instead of the end. Most students will be reluctant to leave their creative work once they have begun.)

Praises & Requests


Recite the Lord's Prayer together

TEACHING

Go over the **Main Ideas** with the students. Make sure they understand the idea of Jesus the "Logos."

Teaching Tip:

The Bible was not originally written in English.
It was written in the languages of the culture.
The Old Testament was first written in Hebrew.
The New Testament was first written in Greek.



SCRIPTURE

Make sure the students have their bibles and prayer journals with them and ready. Then, invite them to simply listen as you read the following passage of scripture:

"Anyone who listens to my teaching and follows it is wise, like a person who builds a house on solid rock. Though the rain comes in torrents and the floodwaters rise and the winds beat against that house, it won't collapse because it is built on bedrock. But anyone who hears my teaching and doesn't obey it is foolish, like a person who builds a house on sand. When the rains and floods come and the winds beat against that house, it will collapse with a mighty crash."

When Jesus had finished saying these things, the crowds were amazed at his teaching, for he taught with real authority—quite unlike their teachers of religious law.


Matthew 7:24 - 29 (NLT)

REFLECTION

Invite the students to consider the following question and answer it in their prayer journals:

"What did I learn about Jesus from this passage?"

the prayer requests in the



ACTIVITY

Make sure the students know where to find the scripture in their bibles in case they want to read it again for themselves.

The rest of your class time will be spent allowing the students to build that passage. Allow them the freedom to interpret the scripture and then build their own representation of what it means.

If the builds will be displayed for the rest of the congregation, ask the students to complete a **Reflections Sheet** to accompany their work.


Teaching Tips:

There is no right way to build a Lego project. Resist the urge to "help." Allow the students to create whatever they want (even if it means that Jesus looks like Darth Vader!)

The point is to allow each student the opportunity to process the scripture on their own terms.

Let the students work as they wish. Some will want to work alone. Others will want to work with a friend. Whatever works best for them is perfect.

Make sure to have art supplies available as an alternative activity for anyone that doesn't wish to build. It is also good to encourage the non-builders to consider writing their thoughts in their prayers journals or to spend time at the prayer stations.



NOTES


PRAYER EXERCISES

This section holds individual prayer exercises that are to be taught during class time.

Along with developing Biblical knowledge, our primary goal is to help each student find his or her own way to communicate with God.

The exercises are labeled in accordance with the sessions in which they should be taught. However, there is flexibility in choosing different exercises if need be. Most exercises can be exchanged for others within the same series. All sessions in each series use their signature colors.

The exercises can be removed from this section and added easily to the lesson plan for the current week.



LECTIO DIVINA EXERCISE

Recommended for The Big Story (Part 1): God Creates

*"God created humanity in God's own image,
in the divine image God created them,
male and female God created them.*

*God blessed them and said to them, "Be fertile and multiply; fill the
earth and master it. Take charge of the fish of the sea, the birds in the
sky, and everything crawling on the ground." God saw everything he
had made: it was very good.*

There was evening and there was morning: the sixth day.

Genesis 1:27, 28, 31

First Reading

What words or phrases stick out to you?

Pause

Second Reading

What images do you see?

What emotions do you feel?

Pause

Third Reading

What might God be trying to say to you?

Pause

Fourth Reading

How will you respond to God?

**Invite the students to write their thoughts in
their journals**

BREATH PRAYERS

Recommended for The Holy Trinity (Part 3)

Teacher:

Friends, Jesus promised that the Holy Spirit would always be with us and never leave us. But sometimes, when we become anxious, we forget that God is with us.

The breath prayer is a prayer that we can say in one breath. Whenever we need to remember that God is with us, a breath prayer is a great way to do that.

Let's try:

Take a deep breath through your nose and say:
"Come Holy Spirit"

now, breathe out through your mouth saying:
"Bring me peace"

Repeat the prayer, breathing slowly, focusing on the breath.

The good thing about breath prayers is that they can be said anywhere at any time. You can also say anything you want.

Let's practice by you filling in the blanks anyway you want:

Breathe In: **Come** _____

Breathe out: _____
(whatever you need from God)

Scripture:

"Do not be afraid or discouraged, for the Lord will personally go ahead of you. He will be with you; he will neither fail you nor abandon you."

Deuteronomy 31:8

Items Needed For This Session:

None

JOURNEYS

Recommended for Covenant (Part 1) Abraham

Teacher:

Friends, in this exercise you will be considering Abraham's journey from Haran to Canaan. It took many years, and Abraham never knew where God was leading him. Yet, Abraham trusted God.

During your prayer time, think about your daily life. Are you following God's will? Are you trusting Him for things that you can't do on your own? Where do you need to have the same kind of faith as Abraham?

You may choose where to spend your prayer time. You can choose to draw your journey with God in the sandbox, in your journal, or you can follow the path of your labyrinth.

Scripture:

And Abram believed the Lord, and the Lord counted him as righteous because of his faith.

Genesis 15:6

Items Needed For This Session:

Labyrinth Pictures

Sandbox

Sand tools

Prayer Journals

Art Supplies

THE EXAMEN

Recommended for
Covenant (Part 2)
Moses

Teacher:

This is a prayer practice called The Examen. In it, we think back over our day and ask God to show us our lives as He sees it.

Let's Pray:

Dear God,

Help me to remember my morning:
Were you there with me?

Help me to remember my afternoon:
Did I do anything that disappointed you,
or made you happy?

Help me to remember my evening:
Show me the places where your love and
grace surrounded me.

Please forgive me for the things I did
wrong, and help me to be aware of You
more clearly tomorrow.

I ask these things in Jesus' name,
Amen

Scripture:


*"Search me, O God, and
know my heart;
test me and know my
anxious thoughts.
Point out anything in
me that offends you,
and lead me along the
path of everlasting life."*

Psalm 139:23 - 24

**Items Needed For
This Session:**

*Prayer Journals
Art Supplies*

Invite the students to reflect on their experience and record it in their journal.



Color in the labyrinth above using crayons, colored pencils etc. Use as many colors as possible; this will make it easier for your eyes to follow your "walking" finger. Choose a walking finger and breathe smoothly. As you trace the path (from the outside opening at the bottom to the center, move at whatever pace feels right for you. As you do so, you may opt to:

- a. Quiet your mind
- b. Pray for yourself or someone else
- c. Keep a question in mind and feel the question using your emotions

At the center, pause and take several slow deep breathers (keeping your finger inside the center or place your hands comfortably on your lap). Here, many believe you are the closest to the center of your spirit and greater insight is available. When ready to leave the center, or feel satisfied (like after eating a good meal) retrace the path back out to the entrance (which now becomes the exit point). Upon leaving the labyrinth, be grateful and thankful for the opportunity to bring divine strength and insight back with you into your daily life.